



Excellent Supplier of X-ray Grids



A grid is recommended when x-raying objects that are 10 cm thick or greater. When thick objects are x-rayed they create scattered radiation which contributes to fogging on the image.

Weifang Newheek Electronic Tech Co., Ltd.

Add: No. 1 Factory Building of No.13426 of Yuqing East Street, Weifang, Shandong, China.
Website: www.x-raygrid.com Tel: 86 536 8882360 Email: service@newheek.com

Quick Details

Properties : Medical X-ray Equipments & Accessories

Name : Fixed X-ray Grid

Functions : X-ray protect

Origin : JPI , Korea

Size : 15"x 18" (can be customized)

Line : 103 (can be customized)

Ratio : 10:1 (can be customized)

F.D. : can be customized

Type: Aluminum-Interspaced

Absorber: Pb

Cover: Aluminum

Item : medical lead anti scatter grid X-rays

Package : Standard carton package for medical lead anti scatter grid X-rays.

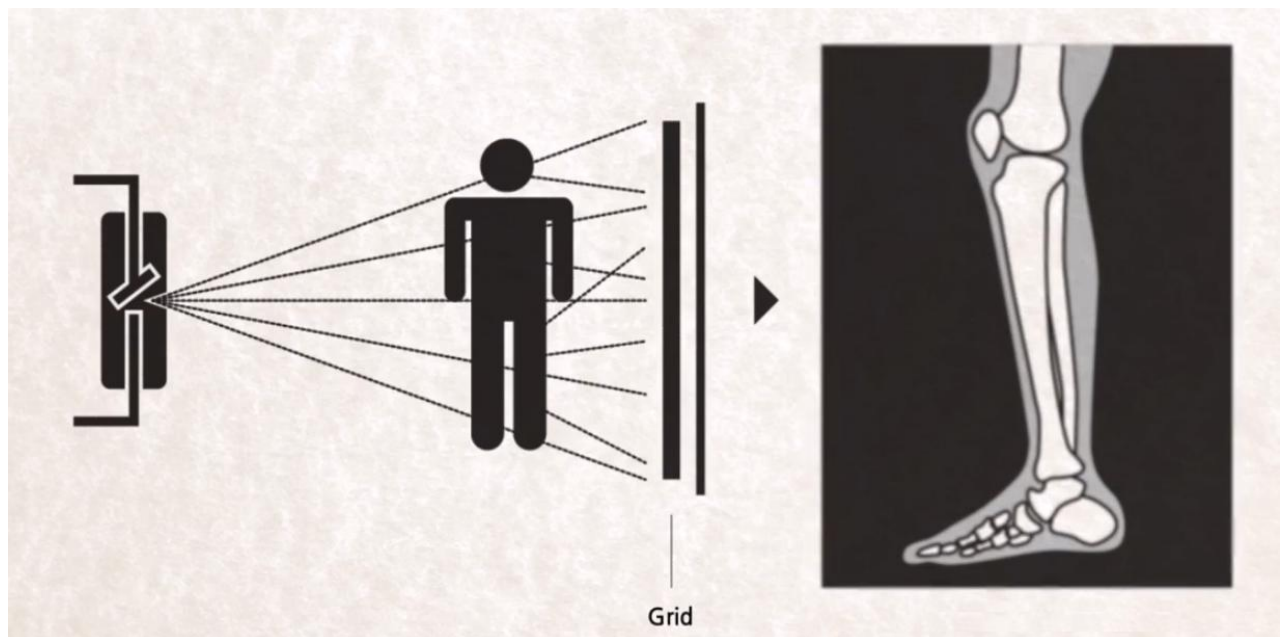
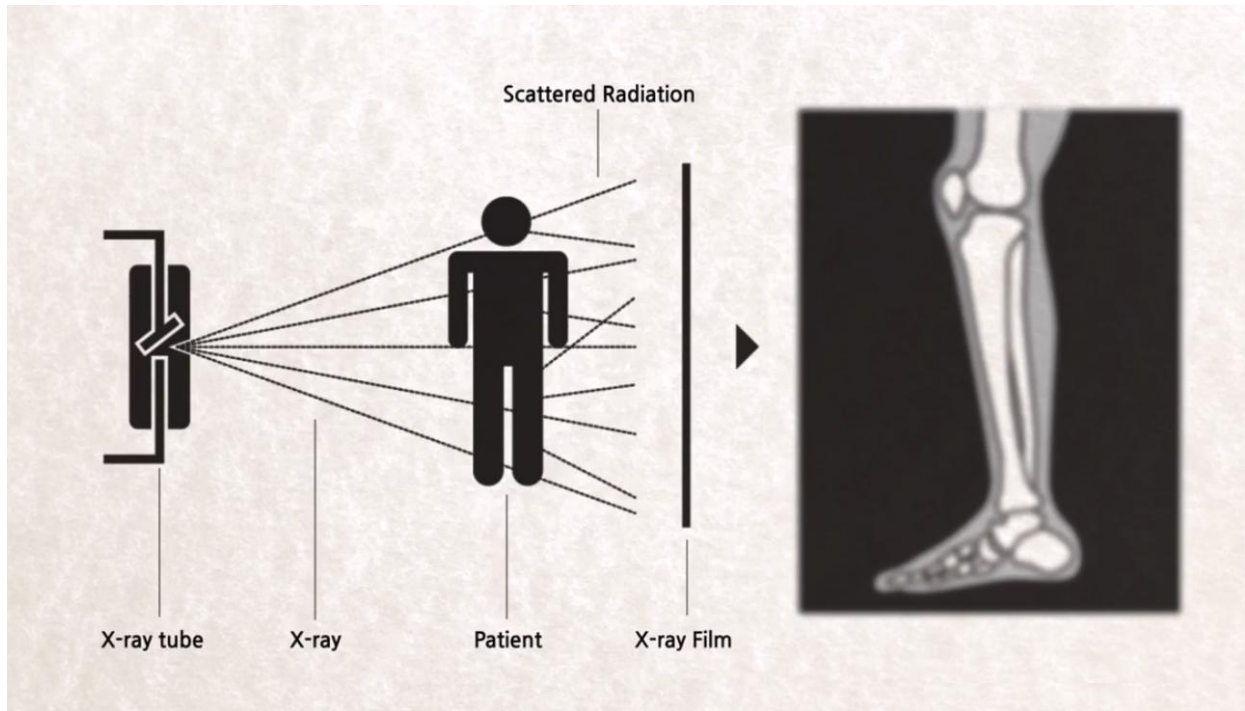
Product Application

In photography, the Grid is placed between the film and the body, and the scattering rays can not pass through the gap between the lead strips because of their angle with the lead strip. Therefore,

Weifang Newheek Electronic Tech Co., Ltd.

Add: No. 1 Factory Building of No.13426 of Yuqing East Street, Weifang, Shandong, China.
Website: www.x-raygrid.com Tel: 86 536 8882360 Email: service@newheek.com

most of the scattering rays are absorbed by the lead strip, which greatly reduces the scattering rays received on the film, thus improving the contrast of the image, improving the imaging quality of the X-ray film and reducing the damage to the human body.



Weifang Newheek Electronic Tech Co., Ltd.

Add: No. 1 Factory Building of No.13426 of Yuqing East Street, Weifang, Shandong, China.
Website: www.x-raygrid.com Tel: 86 536 8882360 Email: service@newheek.com

Technical Parameter

| LineRate(L/Inch) | Ratio | F.D (Cm) | Size |
|------------------|-----------|----------|--------------------------|
| 103 | 8, 10, 12 | 90 ~ 200 | from 5"x7" to 14"x51" |
| 132 | 8, 10, 12 | | |
| 200 | 8, 10, 12 | | |
| 215 | 8, 10, 12 | | |
| 230 | 8, 10, 12 | | |

What is the selection criterion for grid ratio?

When selecting the grid ratio, we used to consider x-ray source, especially kVp. The reason is that the occurrence of scatter radiation is related to x-ray energy. The general guideline is that when kVp is over 90kVp we recommend using a grid ratio over 10:1. When the kVp is below 90kVp we recommend a grid of ratio less than 8:1. But, this decision can be different depending on various factors like the patient body thickness and focal spot size.

Weifang Newheek Electronic Tech Co., Ltd.

FAQ

The common problems on the ***X-ray Grids***

1. How many types of the X-ray Grids in NEWHEEK?

Newheek operate JPI's grid and movable X-ray grid and specially customized grid.

2. What is the Payment Method ?

We could accept payment by TT, Western Union, Visa Credit Card, Paypal etc.

3. What is the interspaced material of the Grids?

Aluminum, Carbon or Fiber .

4. How long is the Lead Time?

Within 10 workdays for x ray Grids after receipt of payment.

5. Can the X-ray Grids be customized?

Of course sure, please send your request to service@newheek.com. We will contact you as soon as possible.

Contact Us If you need to order the Fixed X-ray Grids

Email : service@newheek.com

Hot Line : 86 536 8882360

Weifang Newheek Electronic Tech Co., Ltd.

Add: No. 1 Factory Building of No.13426 of Yuqing East Street, Weifang, Shandong, China.
Website: www.x-raygrid.com Tel: 86 536 8882360 Email: service@newheek.com